

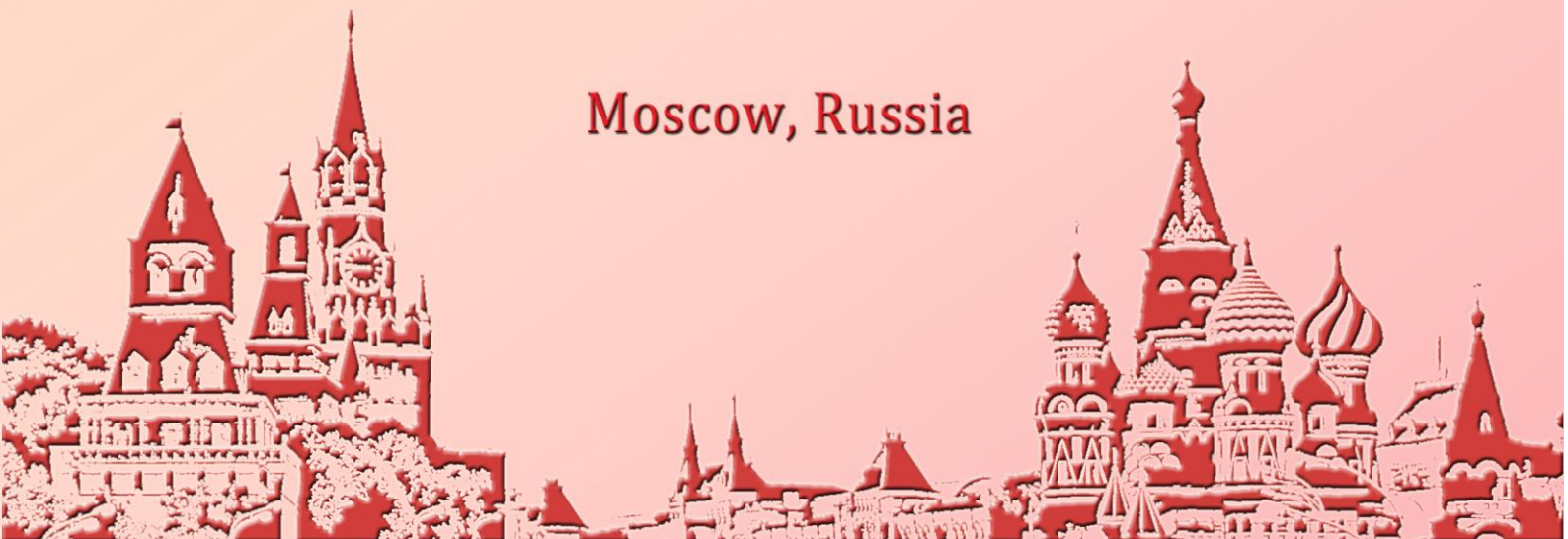
A graphic element for the SHS 2019 logo, featuring a vertical stack of horizontal bars in shades of orange and yellow, topped with a crown-like shape. A horizontal line extends from the top of this graphic to the right, ending above the text "SHS 2019".

SHS 2019

XV International Symposium on Self-Propagating High-Temperature Synthesis

September, 16-20, 2019

Moscow, Russia



XV International Symposium on Self-Propagating High-Temperature Synthesis — Chernogolovka: IPCP RAS, 2019. 594 p.

eISBN 978-5-6040595-4-8

ISBN 978-5-6040595-4-8



9 785604 059548

© IPCP RAS, 2019

Organizers

National University of Science and Technology MISIS
(NUST MISIS), Moscow, Russia

Merzhanov Institute of Structural Macrokinetics and Materials Science,
Russian Academy of Sciences (ISMAN)
Chernogolovka, Russia

Symposium Committees

SYMPOSIUM CO-CHAIRMEN:

E.A. Levashov (Russia)

M.I. Alymov (Russia)

INTERNATIONAL COORDINATORS:

Yu.S. Pogozhev (Russia)

V.N. Sanin (Russia)

LOCAL ORGANIZING COMMITTEE:

A.M. Alymova (Russia)

O.V. Amelina (Russia)

O. A. Golosova (Russia)

V.V. Kurbatkina (Russia)

O.O. Likhanova (Russia)

O.S. Manakova (Russia)

A.Yu. Potanin (Russia)

D.A. Sidorenko (Russia)

A.E. Sytshev (Russia)

M.K. Melkonyan (Russia)

PROGRAM COMMITTEE:

A.S. Mukasyan (USA) – chair

A.S. Rogachev (Russia) – vice chair

F. Baras (France)

E. Dreizin (USA)

Z. Fu (China)

K. Manukyan (USA)

H. Nersisyan (Korea)

R. Orru (Italy)

J. Puszynski (USA)

S.A. Rogachev (Russia)

D.V. Shtansky (Russia)

D. Vrel (France)

T. Weihs (USA)

INTERNATIONAL

ADVISORY BOARD:

A.A. Chernikova (Russia) – chair

S.M. Aldoshin (Russia)

N.P. Aleshin (Russia)

I. Agote (Spain)

M.I. Alymov (Russia)

A.P. Amosov (Russia)

S.T. Aruna (India)

T. Babul (Poland)

O.A. Bannykh (Russia)

V.V. Boldyrev (Russia)

F. Bernard (France)

V.M. Buznik (Russia)

G. Cao (Italy)

B. Derin (Turkey)

M.R. Filonov (Russia)

F.V. Grechnikov (Russia)

E. Gutmanas (Israel)

V.M. Ievlev (Russia)

A.F. Ilyushchenko (Belarus)

E.N. Kablov (Russia)

M.I. Karpov (Russia)

A. Kawasaki (Japan)

S. Kharatyan (Armenia)

V.S. Komlev (Russia)

M.N. Krasnyanskii (Russia)

N.T. Kuznetsov (Russia)

S.A. Kuznetsov (Russia)

E.A. Levashov (Russia)

J. Lis (Poland)

N.Z. Lyakhov (Russia)

V.I. Lysak (Russia)

Yu.M. Maksimov (Russia)

Z. Mansurov (Kazakhstan)

R. Mendes (Portugal)

A.S. Mukasyan (USA)

O. Odawara (Japan)

S.A. Oglezneva (Russia)

M. Ohyanagi (Japan)

G. Oniashvili (Georgia)

M. Rodriguez (Spain)

A.S. Rogachev (Russia)

A.I. Rudskoy (Russia)

V.N. Sanin (Russia)

V.I. Sergienko (Russia)

V.Ya. Shevchenko (Russia)

A.E. Sytshev (Russia)

G.F. Tavazde (Georgia)

A.Yu. Tsivadze (Russia)

P. Vincenzini (Italy)

G. Xanthopoulou (Greece)

O. Yücel (Turkey)

V.I. Yukhvid (Russia)

Acknowledgments

Symposium is carried out under the support of

The Russian Foundation for Basic Research (Project 19-08-20051)

The Ministry of Science and Higher Education of the Russian Federation (Program of increasing the competitiveness of the National University of Science and Technology MISIS among leading world scientific-and-educational centers 5-100)

The Russian Academy of Sciences

SYNTHESIS AND CHARACTERIZATION OF BN/Pt AND BN/Au NANOHYBRIDS AS PERSPECTIVE CATALYSTS

I. N. Volkov^{*a}, A. M. Kovalkii^a, and D. V. Shtansky^a^aNational University of Science and Technology MISiS, Moscow, 119049 Russia
^{*}e-mail: ilia.volkov@outlook.com

DOI: 10.24411/9999-0014A-2019-10187

For several years BN nanostructures attracted a great attention from material science community as perspective material for various applications in catalysis, drug delivery, tribology and structural materials. Such a wide range of applications is associated with its unique combination of physical and chemical properties, such as low specific density, high thermal stability, oxidation resistance, excellent dispersion stability and transparency, enhanced adsorbing capacity, and a wide band gap [1]. Here we report synthesis and characterization of BN/Pt and BN/Au nanohybrids as perspective catalysts.

Hexagonal BN (h-BN) nanoparticles were synthesized by CVD method using FeO, MgO, SnO, H₃BO₃, and B precursors and various Ar and NH₃ gas flow rates. The synthesis temperature was 1200–1300°C [2]. BN/Au hybrids were synthesized by chemical deposition method from gold chloride acid solution in polyethylene glycol. BN/Pt hybrids were obtained by chemical deposition from platinum hydrochloric acid solution flowed by reduction in hydrogen flow at $T = 350^{\circ}\text{C}$.

Nano hybrids were analyzed by scanning and transmission electron microscopy using JSM7600F and JEM 2100 instruments (Jeol Ltd.).

The synthesized BN particles had external dimension 80–150 nm. Immobilized agents had average size less than 10 nm (Figs. 1, 2).

Catalytic properties of BN/Au and BN/Pt systems were investigated toward carbon monoxide (CO) oxidation. The best results were obtained for the BN/Pt catalyst: the onset and full conversion temperatures were 154 and 184°C, respectively.




Fig. 1. SEM (a) and TEM (b) images of BN/Au hybrid nanoparticles.




Fig. 2. SEM (a) and TEM (b) images of BN/Pt hybrid nanoparticles.

The work was supported by the Russian Science Foundation (Project no. 18-58-53034).

1. D.V. Shtansky, K.L. Firestein, D.V. Golberg, Fabrication and application of BN nanoparticles, nanosheets and their nanohybrids, *Nanoscale*, 2018, vol. 10, pp. 17477–17493.
2. A.M. Kovalskii, A.T. Matveev, O.I. Lebedev, I.V. Sukhorukova, K.L. Firestein, A.E. Steinman, D.V. Shtansky, D. Golberg, Growth of spherical boron oxynitride nanoparticles with smooth and petalled surfaces during a chemical vapour deposition process, *Crystengcomm.*, 2016, vol. 18, pp. 6689–6699.

V

Vadchenko S., 49, 412
Vadchenko S. G., 150, 296, 375, 387,
499, 501
Valluri S. K., 85
Vardapetyan V. V., 247
Vdovin Yu. S., 22, 537
Vekinis G., 525
Vergunova Yu. S., 438
Veronesi P., 378, 479
Vershinnikov V. I., 220, 340, 504, 540
Vityaz P. A., 144
Voevodin A. A., 508
Volkov I. N., 513
Volochnaev M. N., 102
Voronetskaya L. Ya., 92
Vorotilo S., 96, 359, 412, 515
Vorotilo S. A., 322
Voskanyan A. A., 78
Vrel D., 82, 84

W

Wang H., 517
Wang L., 78
Wang W., 517
Wojteczko A., 327
Wojteczko K., 327

X

Xanthopoulou G., 486, 520, 525
Xu C. X., 80, 231

Y

Yakovlev V. I., 116
Yan Y., 462, 467, 529
Yu W., 530
Yu Y., 530
Yucel O., 532
Yücel O., 54
Yukhvid V. I., 22, 25, 136, 140, 391,
394, 398, 402, 405, 450, 537

Z

Zabavin Ye. V., 482
Zabelin S. F., 493
Zabrodina O. Yu., 278, 482
Zaitsev A. A., 40, 540
Zakaryan M. K., 543, 546
Zakharov D. A., 211
Zakharov G., 30, 33, 468, 549
Zakharov K. V., 25
Zakorzhevsky V. V., 553
Zamulaeva E. I., 339, 556
Zeer G. M., 102
Zelenetskii A. N., 162
Zelenskii V. A., 493
Zelensky V. A., 446, 558
Zhamanbalinova K. S., 383
Zhang J., 517
Zhang Z., 517
Zharkov S. M., 561
Zheng Y., 530
Zherebtsov S. V., 394
Zhigalov V. S., 72
Ziatdinov M. Kh., 563
Zurnachyan A., 568

Self-Propagating High-Temperature Synthesis

Самораспространяющийся Высокотемпературный Синтез

Компьютерная верстка *О. А. Голосова*
Дизайн обложки *О. В. Амелина*

ISBN 978-5-6040595-4-8



9 785604 059548